

M & W



T10

WORKSTATION

Functional Flexible Technology

T10

WORKSTATION

产品特点：

屏风厚度83mm,挂板式屏风,铝材框架.

能与T3屏风(T=32mm)厚薄连接,减低支出,增加造型变化

Features:

Partition thickness=83mm , tiles-base system,aluminum frame.

Allow to join with T3 partition(T=32mm). Provide more economic solutions and more configurations.



T10

WORKSTATION EXPERT



T10

WORKSTATION EXPERT

Feel the new space. 感受新境界





灵活多变的家具系统 Highly flexible furniture system



TT WORKSTATION EXPERT

T10

WORKSTATION EXPERT

智慧演绎，无所不在 intelligence everywhere.





T10

WORKSTATION EXPERT

不懈追求完美 The relentless pursuit of perfection .

Thin-wide Connection

厚薄连接

Thin-wide connection

80mm厚度屏风与32mm厚度屏风的结合增加了线条的组合变化,同时亦保留了厚屏风独有的稳重感.厚屏风独有的强大功能再配合上与薄屏风结合带来的组合变化,这是最佳性价比的经典组合.

The joining of thin-wide partitions increases the linings changing and still keeps the unique steady feeling of 80mm thick partition. The matching of powerful function of thick partition and variation of thin partition is a class design of best value and costing.





十字厚薄连接
4 ways thin-wide connection

-wide Thin Connection

厚薄连接
Thin-wide connection

L型厚薄连接
2 ways thin-wide connection



T型厚薄连接
3 ways thin-wide connection



顶侧接头Side cap



120°接头120°cap



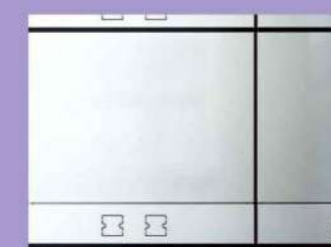
升降脚adjustable leg



线槽板cable channel




玻璃层板：让工作可视化
Glass tile:make work visible.




钢板：经常使用在台面以下的屏风部分。
Metal tile:most frequently used on the lower portion of the workstations.



三层板：12mm厚中纤板心，三胺纸表面。
MFC tile:made with 12mm MDF and melamine finishing to give a wood-grain appearance



白板：耐用，方便擦写
White board:durable dry-erase board tile



布板：经济实惠，经常使用的挂板。
Fabric tile: the most economical and frequently used tile.



隔音可钉板：内置橡胶，可作为公告板，并有效减低噪音。
Acoustic/tackable tile:rubber filled tile functions as a bulletin board and helps absorb sound



冲孔钢板层板：冲孔钢板有利于空气的流通，并有多中表面样式选择。
Air flow tile:perforated metal tile facilitates passive air flow between workstations and available in a variety of patterns



挂槽板：能管理各种文具挂件，节省台面空间。
Accessories rail:holds various accessories, as shown above,to free up valuable work surface space

WORKSTATION EXPERT

T10
WORKSTATION

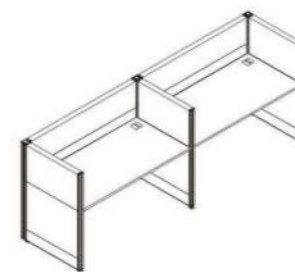
Element

配件元素表

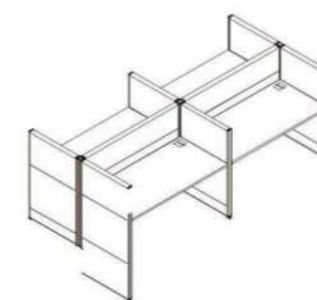
Element

配件元素表

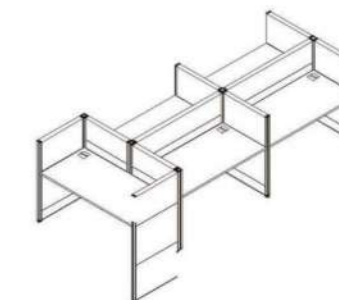
T10典型工位 Typical configuration for T10



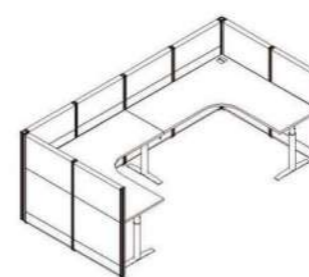
T10-WS02-A



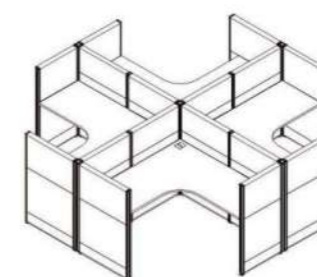
T10-WS04-A



T10-WS05-A



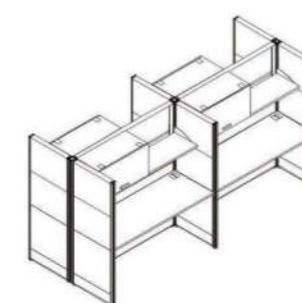
T10-WS02-B



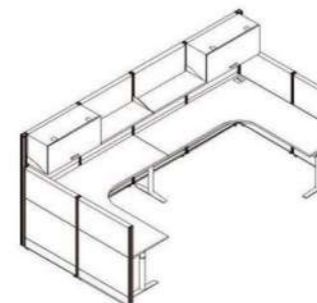
T10-WS04-B



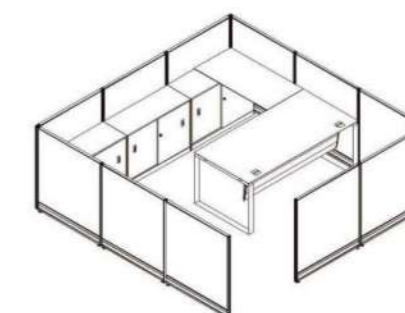
T10-WS03-A



T10-WS04-C

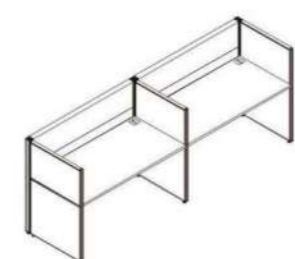


T10-WS02-C

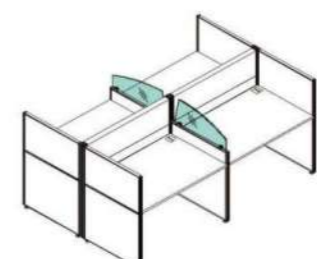


T10-WS01-A

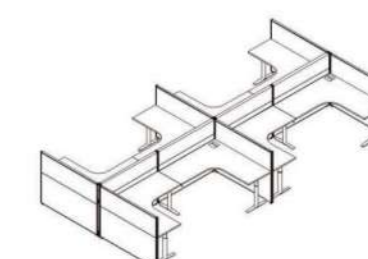
厚薄连接典型工位(T10-T3)Thin-wide connection typical configuration (T10-T3)



T10-T3-WS02-A



T10-T3-WS04-A



T10-T3-WS08-A

T10 元素表 T10 elements

储存柜元素 storages elements



Code	Size (mm)
Cb-Bc0607-S-**-	W600*D400*H750
Cb-Bc0707-S-**-	W750*D400*H750
Cb-Bc0807-S-**-	W800*D400*H750
Cb-Bc0907-S-**-	W900*D400*H750
Cb-Bc0612-S-**-	W600*D400*H1180
Cb-Bc0712-S-**-	W750*D400*H1180
Cb-Bc0812-S-**-	W800*D400*H1180
Cb-Bc0912-S-**-	W900*D400*H1180
Cb-Bc0616-S-**-	W600*D400*H1600
Cb-Bc0716-S-**-	W750*D400*H1600
Cb-Bc0816-S-**-	W800*D400*H1600
Cb-Bc0916-S-**-	W900*D400*H1600



Code	Size (mm)
Cb-QBC0407-S-**-	W400*D400*H750
Cb-QBC0412-S-**-	W400*D400*H1180
Cb-QBC0416-S-**-	W400*D400*H1600



Code	Size (mm)
Cb-SCP-1206-**-	W1200*D500*H660



Code	Size (mm)
Cb-SCW-1206-**-	W1200*D500*H660




Code	Size (mm)
PD-W-FF-2-**-	W410*D570*H660



Code	Size (mm)
Cb-SCG-1206-**-	W1200*D500*H660



Code	Size (mm)
PD-W-BBF-2-**-	W410*D570*H640



Code	Size (mm)
Cb-Fd0607-S-**-	W600*D400*H750
Cb-Fd0707-S-**-	W750*D400*H750
Cb-Fd0807-S-**-	W800*D400*H750
Cb-Fd0907-S-**-	W900*D400*H750
Cb-Fd0612-S-**-	W600*D400*H1180
Cb-Fd0712-S-**-	W750*D400*H1180
Cb-Fd0812-S-**-	W800*D400*H1180
Cb-Fd0912-S-**-	W900*D400*H1180
Cb-Fd0616-S-**-	W600*D400*H1600
Cb-Fd0716-S-**-	W750*D400*H1600
Cb-Fd0816-S-**-	W800*D400*H1600
Cb-Fd0916-S-**-	W900*D400*H1600



Code	Size (mm)
Cb-Sd0707-S-**-	W750*D400*H750
Cb-Sd0807-S-**-	W800*D400*H750
Cb-Sd0907-S-**-	W900*D400*H750
Cb-Sd0712-S-**-	W750*D400*H1180
Cb-Sd0812-S-**-	W800*D400*H1180
Cb-Sd0912-S-**-	W900*D400*H1180



Code	Size (mm)
HC-BS06-**-	W600*D350*H420
HC-BS07-**-	W750*D350*H420
HC-BS08-**-	W800*D350*H420
HC-BS09-**-	W900*D350*H420
HC-BS10-**-	W1050*D350*H420



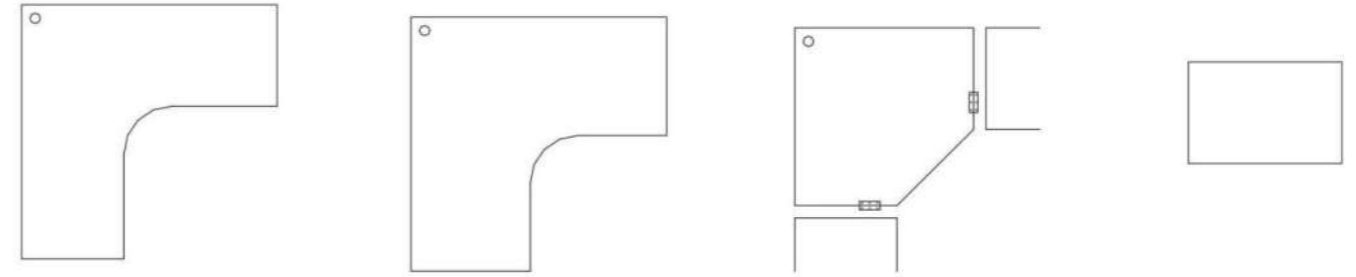
Code	Size (mm)
Cb-Fg0607-S-**-	W600*D400*H750
Cb-Fg0707-S-**-	W750*D400*H750
Cb-Fg0807-S-**-	W800*D400*H750
Cb-Fg0907-S-**-	W900*D400*H750
Cb-Fg0612-S-**-	W600*D400*H1180
Cb-Fg0712-S-**-	W750*D400*H1180
Cb-Fg0812-S-**-	W800*D400*H1180
Cb-Fg0912-S-**-	W900*D400*H1180
Cb-Fg0616-S-**-	W600*D400*H1600
Cb-Fg0716-S-**-	W750*D400*H1600
Cb-Fg0816-S-**-	W800*D400*H1600
Cb-Fg0916-S-**-	W900*D400*H1600
Cb-Fg0821-S-**-	W600*D400*H2100
Cb-Fg0721-S-**-	W750*D400*H2100
Cb-Fg0821-S-**-	W800*D400*H2100
Cb-Fg0921-S-**-	W900*D400*H2100



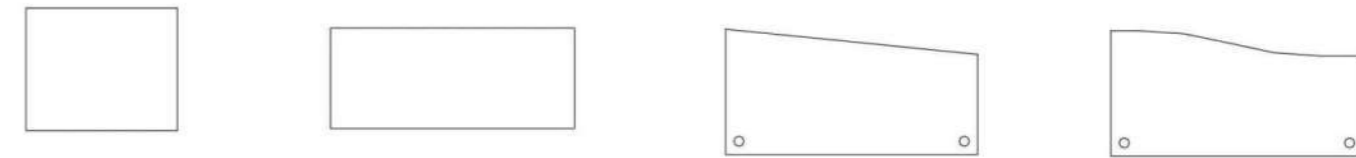
Code	Size (mm)
Cb-Gc0716-S-**-	W750*D400*H1600
Cb-Gc0816-S-**-	W800*D400*H1600
Cb-Gc0916-S-**-	W900*D400*H1600




工作台面汇总 Worktops



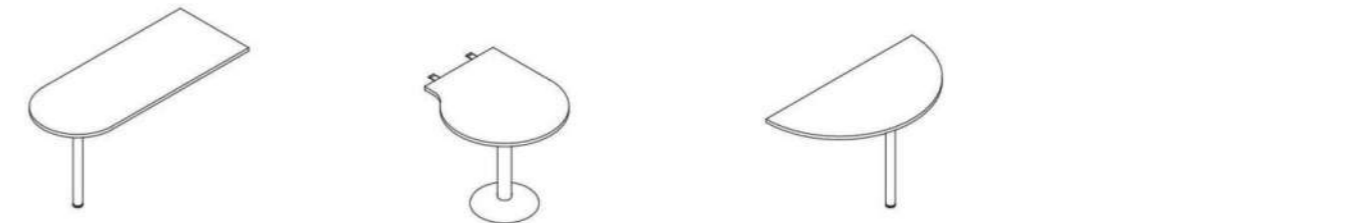
编码 (code)	规格 (size)	编码 (code)	规格 (size)	编码 (code)	规格 (size)	编码 (code)	规格 (size)
Tb-Lt-1206	1200*1200*600*600	Tb-Lt-1207	1200*1200*750*750	Tb-Ft-0906	900/600	Tb-St-0406	450*600
Tb-Lt-1506	1500*1500*600*600	Tb-Lt-1507	1500*1500*750*750	Tb-Ft-1006	1050/600	Tb-St-0506	500*600
Tb-Lt-1606	1600*1600*600*600	Tb-Lt-1607	1600*1600*750*750	Tb-Ft-0907	900/750	Tb-St-0606	600*600
Tb-Lt-1806	1800*1800*600*600	Tb-Lt-1807	1800*1800*750*750	Tb-Ft-1007	1050/750	Tb-St-0706	750*600
						Tb-St-0806	800*600
						Tb-St-0906	900*600
						Tb-St-1006	1050*600



编码 (code)	规格 (size)	编码 (code)	规格 (size)	编码 (code)	规格 (size)	编码 (code)	规格 (size)
Tb-St-0407	450*750	Tb-St-1206	1200*600	Tb-Gt-120608	1200*800*600	Tb-Cct-120608	1200*800*600
Tb-St-0507	500*750	Tb-St-1506	1500*600	Tb-Gt-150608	1500*800*600	Tb-Cct-150608	1500*800*600
Tb-St-0607	600*750	Tb-St-1806	1800*600	Tb-Gt-180608	1800*800*600	Tb-Cct-180608	1800*800*600
Tb-St-0707	750*750	Tb-St-1207	1200*750				
Tb-St-0807	800*750	Tb-St-1507	1500*750				
Tb-St-0907	900*750	Tb-St-1807	1800*750				
Tb-St-1007	1050*750						



编码 (code)	规格 (size)	编码 (code)	规格 (size)	编码 (code)	规格 (size)
Tb-Vt-0906	900*900*600*600	Tb-Ct-1203	1200*350	Tb-Ctl-0903	900*350
Tb-Vt-1006	1050*1050*600*600	Tb-Ct-1503	1500*350	Tb-Ctl-1003	1000*350
Tb-Vt-1206	1200*1200*600*600	Tb-Ct-1803	1800*350	Tb-Ctl-1203	1200*350




编码 (code)	规格 (size)	编码 (code)	规格 (size)	编码 (code)	规格 (size)
Tb-Ex-1504	1500*450	Tb-Pt-0906	900*600	Tb-1/2Rt-06	R600+
Tb-Ex-1604	1600*450	Tb-Pt-0907	900*750	Tb-1/2Rt-07	R750+
Tb-Ex-1804	1800*450				
Tb-Ex-1506	1500*600				
Tb-Ex-1606	1600*600				
Tb-Ex-1806	1800*600				

T10 元素表 T10 elements

T10 Partition(T=83mm)

T10 分层图 T10 tiles instruction



Height 高度: H1050mm, H1200mm, H1500mm, H1650mm, H1800mm
Width 宽度: H450mm, H500mm, H600mm, H750mm, H800mm, H900mm, H1050mm

连接及修边 Connections & Trimings

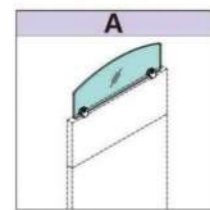


L型连接A 2 ways connection A	T型连接 3 ways connection A	十字连接 4 ways connection A	120度2向连接 120° 2 ways connection A	120度3向连接 120° 3 ways connection A	侧封边 end trim	落差侧封边 End trim variable height
T10-LCA10 H1050 T10-LCA12 H1200 T10-LCA15 H1500 T10-LCA16 H1650 T10-LCA18 H1800	T10-TCA10 H1050 T10-TCA12 H1200 T10-TCA15 H1500 T10-TCA16 H1650 T10-TCA18 H1800	T10-XCA10 H1050 T10-XCA12 H1200 T10-XCA15 H1500 T10-XCA16 H1650 T10-XCA18 H1800	T10-120D2A10 H 1050 T10-120D2A12 H 1200 T10-120D2A15 H 1500 T10-120D2A16 H 1650 T10-120D2A18 H 1800	T10-120D3 A10 H1050 T10-120D3 A12 H1200 T10-120D3 A15 H1500 T10-120D3 A16 H1650 T10-120D3 A18 H1800	T10-ET10 H1050 T10-ET12 H1200 T10-ET15 H1500 T10-ET16 H1650 T10-ET18 H1800	T10-VH015 H150 T10-VH03 H300 T10-VH04 H400 T10-VH06 H600 T10-VH07 H750

支撑系统 Supporttives



专用配件 Matching accessories

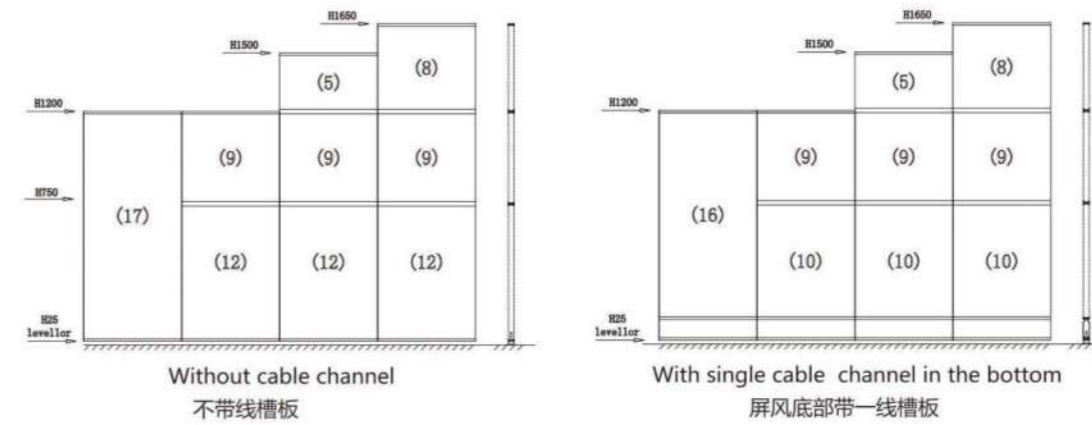


叠加玻璃 (Add-on glass)

A	
编码 (code)	规格 (size)
T10-GA06	H150/200 · W600
T10-GA08	H150/200 · W800
T10-GA10	H150/200 · W1050

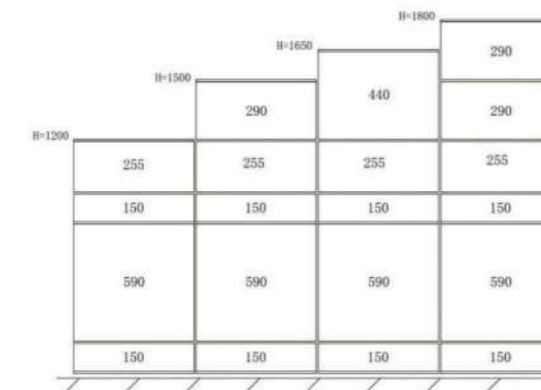
T10-T3 超薄连接 T10-T3 thin-wide matching(T=32mm-83mm)

T3 分层系统 T3 Tiles instruction



Height 高度: H1200mm, H1500mm, H1650mm
Width 宽度: W450mm, W500mm, W600mm, W750mm, W800mm, W900mm, W1050mm, W1200mm, W1500mm

T10分层系统 T10 Tiles instruction



Height 高度: H1200mm, H1500mm, H1650mm, 1800mm
Width 宽度: W450mm, W500mm, W600mm, W750mm, W800mm, W900mm, W1050mm, W1200mm

连接及修边 Connections & Trimings



L型连接 2 ways connection	T型连接 3 ways connection	X型连接 4 ways connection	侧封边 End trim	侧封边 End trim
T10-T3-LCA12 H1200 T10-T3-LCA15 H1500 T10-T3-LCA16 H1650 T10-T3-LCA18 H1800	T10-T3-TCA12 H1200 T10-T3-TCA15 H1500 T10-T3-TCA16 H1650 T10-T3-TCA18 H1800	T10-T3-XCA12 H1200 T10-T3-XCA15 H1500 T10-T3-XCA16 H1650 T10-T3-XCA18 H1800	T10-ET12 H1200 T10-ET15 H1500 T10-ET16 H1650 T10-ET18 H1800	T3-ET12 H1200 T3-ET15 H1500 T3-ET16 H1650 T3-ET18 H1800

支撑系统 Supporttives





Metal&Wood

mwworkstation.com