

M & W



T3

WORKSTATION

# T3 Flexibility

Features:


Partition thickness=32mm, panel-base system, aluminum frame.  
Unique snap fastener design makes the assembling quick and easy.  
Colorful end trimming options can be adapted to your different need.

产品特点：

屏风厚度32mm，基于整板式结构，铝材框架；  
独特的互扣式连接方法，使安装简单快捷；  
侧封边多彩的选择更易满足您不同的需求。











Flexible and adaptable 灵活自如，组合多变

Office  
Workstation



T3  
WORKSTATION EXPERT



Added-on glass 叠加玻璃



End trimming 顶侧接头



L connection L型接头



T connection T型接头



X connection 十字接头



It is a team space for 4 persons. It offers reasonable privacy between groups and extensive communication between members.

4人团队空间，适当的隐私，高效的沟通。





# T3

Inspire your creativity to meet variety of working spaces by using the base elements of partitions, table tops and storages.

利用屏风、台面板、存储柜等基本元素之间的配合使用，充分发挥你的想象力，满足不同角色的工作需要。





通过活动屏风分隔调整隐私的级别。  
Movable panel to control levels of privacy.



**T3** WORKSTATION EXPERT



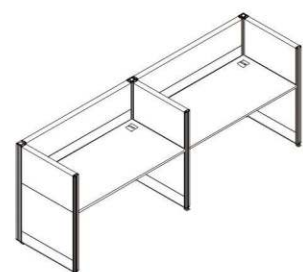
freestanding leg with adjustor  
固定平衡脚



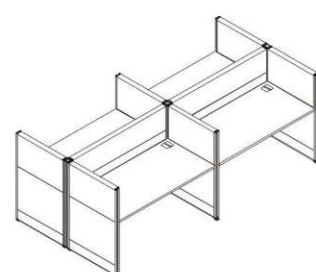
freestanding leg with castors  
活动平衡脚



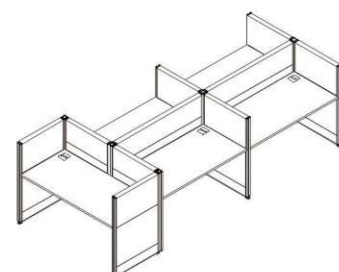
T3 典型工位 Typical configuration for T3



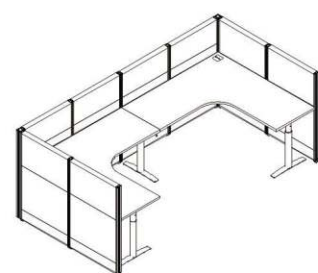
T3-WS02-A



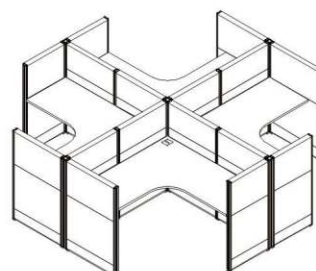
T3-WS04-A



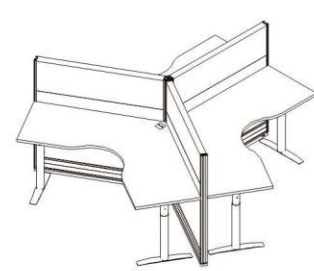
T3-WS05-A



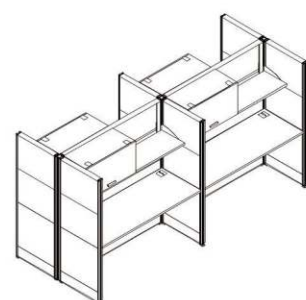
T3-WS02-B



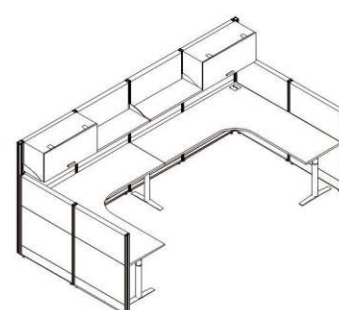
T3-WS04-B



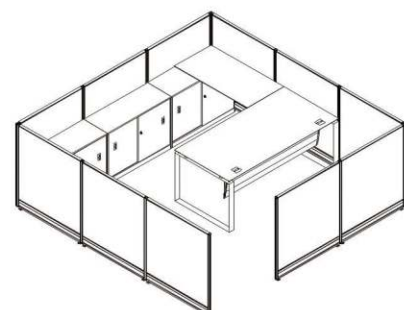
T3-WS03-A



T3-WS04-C

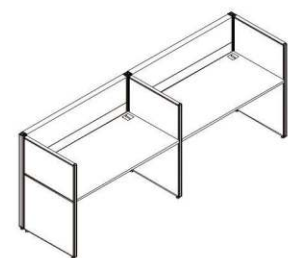


T3-WS02-C

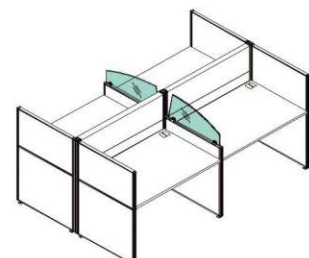


T3-WS01-A

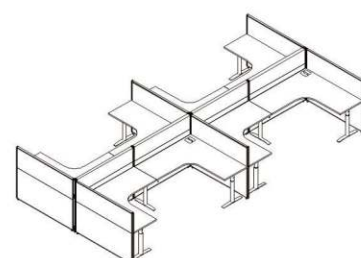
厚薄连接典型工位 (T8-T3) Thin-wide connection typical configuration (T8-T3)



T8-T3-WS02-A



T8-T3-WS04-A



T8-T3-WS08-A

储存柜元素 storage elements



Code	Size (mm)
Cb-Bc0607-S-**	W600*D400*H750
Cb-Bc0707-S-**	W750*D400*H750
Cb-Bc0807-S-**	W800*D400*H750
Cb-Bc0907-S-**	W900*D400*H750
Cb-Bc0612-S-**	W600*D400*H1180
Cb-Bc0712-S-**	W750*D400*H1180
Cb-Bc0812-S-**	W800*D400*H1180
Cb-Bc0912-S-**	W900*D400*H1180
Cb-Bc0616-S-**	W600*D400*H1600
Cb-Bc0716-S-**	W750*D400*H1600
Cb-Bc0816-S-**	W800*D400*H1600
Cb-Bc0916-S-**	W900*D400*H1600



Code	Size (mm)
Cb-0BC0407-S-**	W400*D400*H750
Cb-0BC0412-S-**	W400*D400*H1180
Cb-0BC0416-S-**	W400*D400*H1600



Code	Size (mm)
Cb-SCP-1206-**	W1200*D500*H660



Code	Size (mm)
Cb-SCW-1206-**	W1200*D500*H660



Code	Size (mm)
PD-W-FF-2-**	W410*D570*H660



Code	Size (mm)
Cb-Fd0607-S-**	W600*D400*H750
Cb-Fd0707-S-**	W750*D400*H750
Cb-Fd0807-S-**	W800*D400*H750
Cb-Fd0907-S-**	W900*D400*H750
Cb-Fd0612-S-**	W600*D400*H1180
Cb-Fd0712-S-**	W750*D400*H1180
Cb-Fd0812-S-**	W800*D400*H1180
Cb-Fd0912-S-**	W900*D400*H1180
Cb-Fd0616-S-**	W600*D400*H1600
Cb-Fd0716-S-**	W750*D400*H1600
Cb-Fd0816-S-**	W800*D400*H1600
Cb-Fd0916-S-**	W900*D400*H1600



Code	Size (mm)
Cb-SCG-1206-**	W1200*D500*H660




Code	Size (mm)
PD-W-BBF-2-**	W410*D570*H640



Code	Size (mm)
Cb-Sd0707-S-**	W750*D400*H750
Cb-Sd0807-S-**	W800*D400*H750
Cb-Sd0907-S-**	W900*D400*H750
Cb-Sd0712-S-**	W750*D400*H1180
Cb-Sd0812-S-**	W800*D400*H1180
Cb-Sd0912-S-**	W900*D400*H1180



Code	Size (mm)
HC-BS06-**	W600*D350*H420
HC-BS07-**	W750*D350*H420
HC-BS08-**	W800*D350*H420
HC-BS09-**	W900*D350*H420
HC-BS10-**	W1050*D350*H420



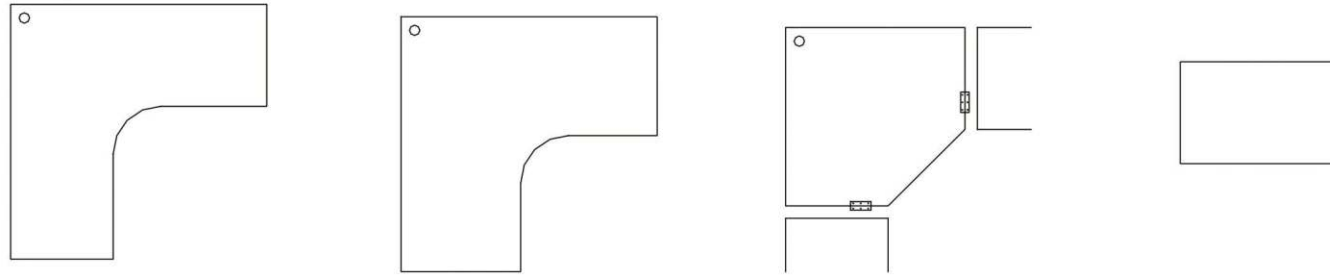
Code	Size (mm)
Cb-Fg0607-S-**	W600*D400*H750
Cb-Fg0707-S-**	W750*D400*H750
Cb-Fg0807-S-**	W800*D400*H750
Cb-Fg0907-S-**	W900*D400*H750
Cb-Fg0612-S-**	W600*D400*H1180
Cb-Fg0712-S-**	W750*D400*H1180
Cb-Fg0812-S-**	W800*D400*H1180
Cb-Fg0912-S-**	W900*D400*H1180
Cb-Fg0616-S-**	W600*D400*H1600
Cb-Fg0716-S-**	W750*D400*H1600
Cb-Fg0816-S-**	W800*D400*H1600
Cb-Fg0916-S-**	W900*D400*H1600
Cb-Fg0621-S-**	W600*D400*H2100
Cb-Fg0721-S-**	W750*D400*H2100
Cb-Fg0821-S-**	W800*D400*H2100
Cb-Fg0921-S-**	W900*D400*H2100



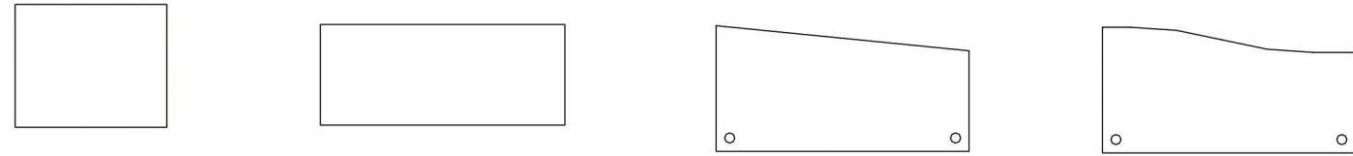
Code	Size (mm)
Cb-Gc0716-S-**	W750*D400*H1600
Cb-Gc0816-S-**	W800*D400*H1600
Cb-Gc0916-S-**	W900*D400*H1600



工作台面汇总 Worktops



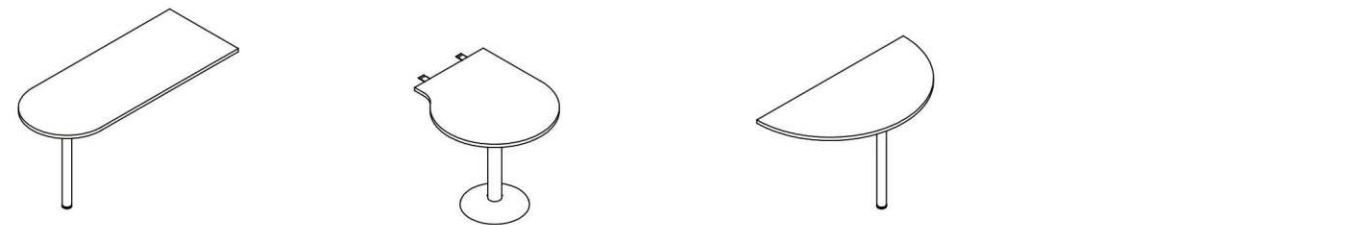
编码 (code)	规格 (size)	编码 (code)	规格 (size)	编码 (code)	规格 (size)	编码 (code)	规格 (size)
Tb-Lt-1206	1200*1200*600*600	Tb-Lt-1207	1200*1200*750*750	Tb-Ft-0906	900*600	Tb-St-0406	450*600
Tb-Lt-1506	1500*1500*600*600	Tb-Lt-1507	1500*1500*750*750	Tb-Ft-1006	1050*600	Tb-St-0506	500*600
Tb-Lt-1606	1600*1600*600*600	Tb-Lt-1607	1600*1600*750*750	Tb-Ft-0907	900*750	Tb-St-0606	600*600
Tb-Lt-1806	1800*1800*600*600	Tb-Lt-1807	1800*1800*750*750	Tb-Ft-1007	1050*750	Tb-St-0706	750*600
						Tb-St-0806	800*600
						Tb-St-0906	900*600
						Tb-St-1006	1050*600



编码 (code)	规格 (size)	编码 (code)	规格 (size)	编码 (code)	规格 (size)	编码 (code)	规格 (size)
Tb-St-0407	450*750	Tb-St-1206	1200*600	Tb-Cst-120608	1200*800*600	Tb-Cct-120608	1200*800*600
Tb-St-0507	500*750	Tb-St-1506	1500*600	Tb-Cst-150608	1500*800*600	Tb-Cct-150608	1500*800*600
Tb-St-0607	600*750	Tb-St-1806	1800*600	Tb-Cst-180608	1800*800*600	Tb-Cct-180608	1800*800*600
Tb-St-0707	750*750	Tb-St-1207	1200*750				
Tb-St-0807	800*750	Tb-St-1507	1500*750				
Tb-St-0907	900*750	Tb-St-1807	1800*750				
Tb-St-1007	1050*750						

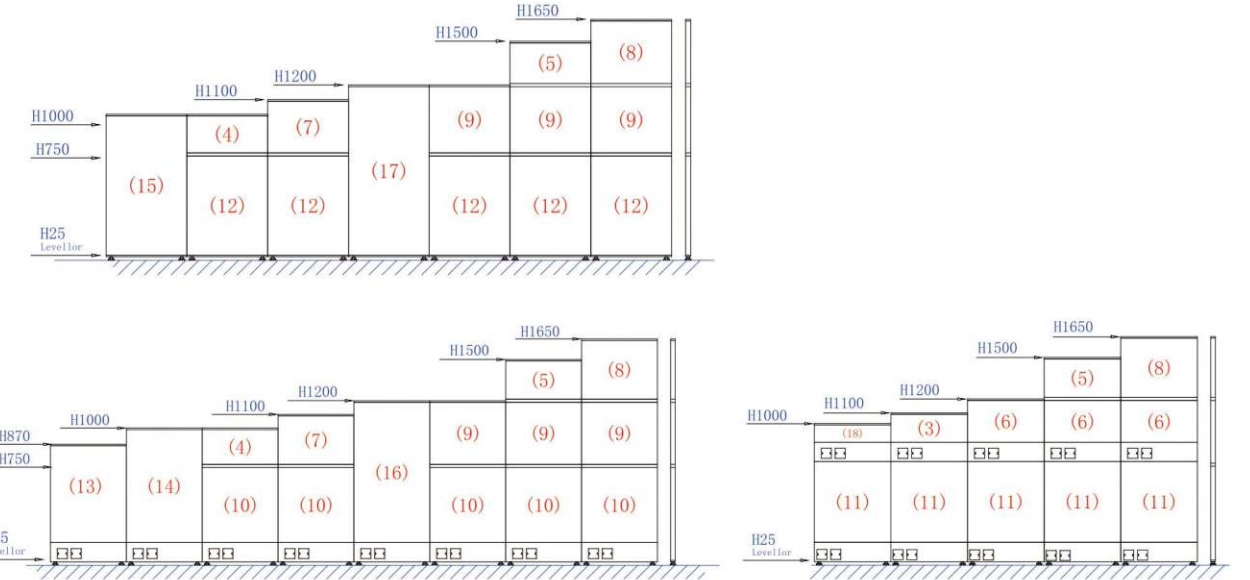


编码 (code)	规格 (size)	编码 (code)	规格 (size)	编码 (code)	规格 (size)
Tb-Vt-0906	900*900*600*600	Tb-Ct-1203	1200*350	Tb-Ctl-0903	900*350
Tb-Vt-1006	1050*1050*600*600	Tb-Ct-1503	1500*350	Tb-Ctl-1003	1000*350
Tb-Vt-1206	1200*1200*600*600	Tb-Ct-1803	1800*350	Tb-Ctl-1203	1200*350



编码 (code)	规格 (size)	编码 (code)	规格 (size)	编码 (code)	规格 (size)
Tb-Ex-1504	1500*450	Tb-Pt-0906	900*600	Tb-1/2Rt-06	R600+
Tb-Ex-1604	1600*450	Tb-Pt-0907	900*750	Tb-1/2Rt-07	R750+
Tb-Ex-1804	1800*450				
Tb-Ex-1506	1500*600				
Tb-Ex-1606	1600*600				
Tb-Ex-1806	1800*600				

分层系统 T3 Tiles instruction



Height 高度: H870mm, H1000mm, H1100mm, H1200mm, H1500mm, H 1650mm  
Width 宽度: W450mm, W500mm, W600mm, W750mm, W800mm, W900mm, W1050mm, W1200mm, W1500mm

连接及修边 Connections & Trimings

L型连接 2 ways connection	L型连接 3 ways connection	十字连接 4 ways connection	落差连接 End trim for variable height	侧封边 End trim	120度3向连接 120 3 ways connection	120度2向连接 120 2 ways connection
T3-LCA10 H1000 T3-LCA11 H1100 T3-LCA12 H1200 T3-LCA15 H1500 T3-LCA16 H1650 T3-LCA18 H1800	T3-TCA10 H1000 T3-TCA11 H1100 T3-TCA12 H1200 T3-TCA15 H1500 T3-TCA16 H1650 T3-TCA18 H1800	T3-XCA10 H1000 T3-XCA11 H1100 T3-XCA12 H1200 T3-XCA15 H1500 T3-XCA16 H1650 T3-XCA18 H1800	T3-VH01 H100 T3-VH015 H150 T3-VH03 H300 T3-VH04 H450 T3-VH06 H600	T3-ET10 H1000 T3-ET11 H1100 T3-ET12 H1200 T3-ET15 H1500 T3-ET16 H1650 T3-ET18 H1800	T3-120D3A10 H1000 T3-120D3A11 H1100 T3-120D3A12 H1200 T3-120D3A15 H1500 T3-120D3A16 H1650 T3-120D3A18 H1800	T3-120D2A10 H1000 T3-120D2A11 H1100 T3-120D2A12 H1200 T3-120D2A15 H1500 T3-120D2A16 H1650 T3-120D2A18 H1800

支撑系统 Supportives

T3小托臂 T3 small bracket T3-XTB	T3大托臂 T3 big bracket T3-DTB	T3双面托臂 T3 double side bracket T3-SMTB	小挂臂 438 small bracket XD-XTB

专用配件 Matching accessories

A	B
编码 (code) 规格 (size)	编码 (code) 规格 (size)
T3-GAD6 H150/200 * W800	T3-GB08 H150/300 * W800
T3-GA08 H150/200 * W800	T3-GB10 H150/300 * W1050
T3-GA10 H150/200 * W1050	

叠加玻璃 (Add-on glass)





[mwworkstation.com](http://mwworkstation.com)