

M & W



T8

WORKSTATION

# T8

WORKSTATION

#### T8特点：

1. 屏风厚度60mm，整板式屏风，铝制框架。
2. 安装快速简便。
3. 可以与T3屏风（T=32mm）厚薄连接，提供更多造型、更经济的解决方案。
4. 提供更快更经济的房间隔断方案。
5. 能够构成多种的弧形接待台。

#### T8 features：

1. Partition thickness=60mm, panel-base system, aluminum frame.
2. Easy to assemble and adjust.
3. Allow to join with T3 partition(T=32mm). Provide more economic solutions and more configurations.
4. Provide a fast and economic solution to build a room.
5. Make curved partition and build reception desk.

Simple  
Practical  
Affordable.







顶侧接头 end trimming

T型连接 3 ways connection

十字连接 4 ways connection

L型连接 2 ways connection



**SERIES-1**  
T8-WS07-A

# T8

WORKSTATION EXPERT

长条型工作组既可以互相交流也提供独立的工作空间，是小型团队的最佳选择。  
Bench design allows communication when necessary and also provides individual space.

高屏风提供充裕的私人空间，头顶吊柜增大收纳能力，而矮屏风则能提供交流的窗口。  
High partition gives more privacy and offers supporting for overhead storage. Low partition allows communication when necessary.



**SERIES-2**  
T8-WS04-D

**T8** WORKSTATION EXPERT



**SERIES-3**  
T8-WS04-C

团队空间需要结合个人奋斗与团队合作。这个联合的空间既允许团队个体之间有合理的隐私，亦鼓励大量的沟通交流。  
It is mixing individual and group work. The combined spaces allow team members have balanced privacy.  
This team environment also encourages visitors and brief exchanges of information.



**SERIES-4**  
T8-WS02-D

给使用者一个视觉上和听觉上与团队隔离的空间，并提供独立的存储柜，使其能专心一致。  
Provide space visually and acoustically separated from team space to allow for concentration. And give users individual storage for a variety of materials.



# Thin-wide Connection

## 厚薄连接

Main spine is in thick 60mm partition. It gives a strong outlook and allow large wires capacity.  
Thin divider is in thick 32mm partition. It increases the privacy, less the cost, and add configuration intelligence.  
脊梁是60mm厚度的屏风,它有着稳厚的外形和大容量过线量。  
薄隔断是32mm厚度的屏风,它提高了隐私的级别,节省了开支,增加造型的优雅性。



3向厚薄连接 3 ways thin-wide connection

叠加玻璃 Added-on glass

T8隔墙系统让你能够简易组织划分空间。在不损伤墙体、天花的原则下，使用T8活动间墙能够根据你的需要划分出不同的空间--适于团队合作的空间或适于个体工作的空间，并可方便地根据潜在的需要作出适当的调整。  
T8 wall system helps you easy to organize space. In the principle of no damaging to the wall and ceiling, it is easy to use T8 to design different area according to your requirement--space for team working or space for individual. And you can easy to make adjustment according to future requirement.

**T8** WORKSTATION EXPERT







**T8** WORKSTATION EXPERT

你的风采你的办公室  
多种的材质选择，不同的颜色搭配，总能找到符合你的风格  
Your office your style  
You can always find the way fit your character by different kind of materials and colors matching.

## Reception desk

接待前台是每个公司给人的第一印象，是沟通获取信息的第一站。它向客户和公司员工揭示公司的架构和文化。T8接待系列的单元化结构利用几个标准的模块演绎出多种的适合不同场景的接待前台，产品线条简单而饱含优雅。

The reception desk is the first impression and access point for information and communication. The company's structure and culture are revealed to both customers and staff.

T8 system through a few standard blocks gives reception desks for different locations. It is simple but elegancy.

# T8

WORKSTATION EXPERT

不懈追求完美 The relentless pursuit of perfection.



# Reception desk

典型组合 Typical receptions

RC-D1-BG-TG



RC-L3-BG-UW



RC-M2-BG-UW



RC-S3-WN-TG



RC-U2-WN-TG



RC-D2-WN-UW

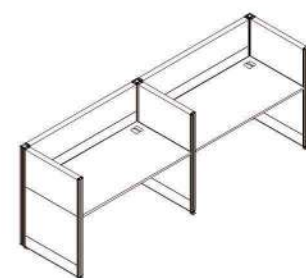
WORKSTATION EXPERT

T8  
WORKSTATION

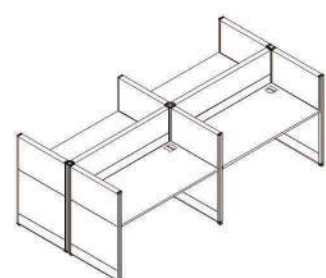
# Element

配件元素表

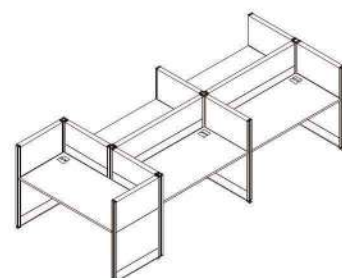
T8典型工位 Typical configuration for T8



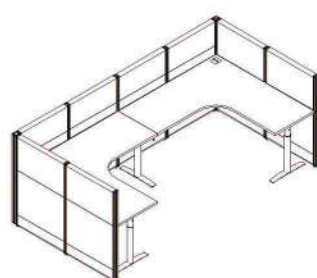
T8-WS02-A



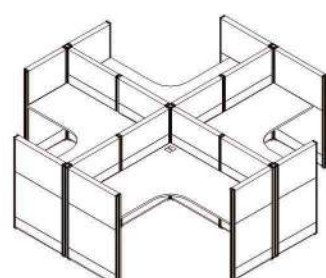
T8-WS04-A



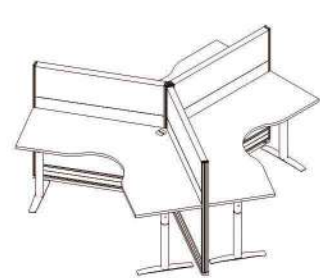
T8-WS05-A



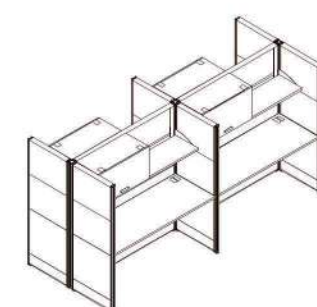
T8-WS02-B



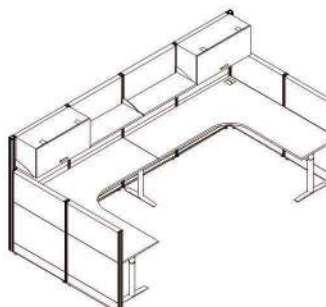
T8-WS04-B



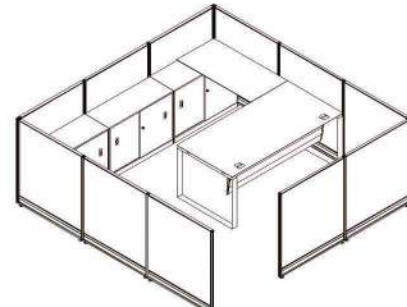
T8-WS03-A



T8-WS04-C

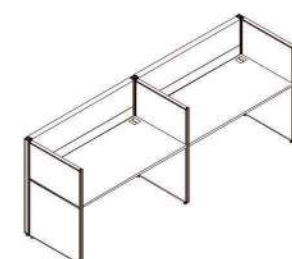


T8-WS02-C

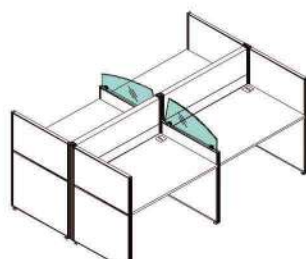


T8-WS01-A

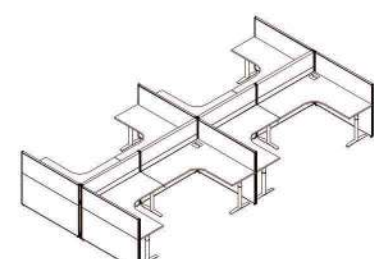
超薄连接典型工位(T8-T3) Thin-wide connection typical configuration (T8-T3)



T8-T3-WS02-A



T8-T3-WS04-A



T8-T3-WS08-A

T8元素表 T8 elements

储存柜元素 storage elements



| Code           | Size (mm)       |
|----------------|-----------------|
| Cb-Bc0607-S-** | W600*D400*H750  |
| Cb-Bc0707-S-** | W750*D400*H750  |
| Cb-Bc0807-S-** | W800*D400*H750  |
| Cb-Bc0907-S-** | W900*D400*H750  |
| Cb-Bc0612-S-** | W600*D400*H1180 |
| Cb-Bc0712-S-** | W750*D400*H1180 |
| Cb-Bc0812-S-** | W800*D400*H1180 |
| Cb-Bc0912-S-** | W900*D400*H1180 |
| Cb-Bc0616-S-** | W600*D400*H1600 |
| Cb-Bc0716-S-** | W750*D400*H1600 |
| Cb-Bc0816-S-** | W800*D400*H1600 |
| Cb-Bc0916-S-** | W900*D400*H1600 |



| Code            | Size (mm)       |
|-----------------|-----------------|
| Cb-OBc0407-S-** | W400*D400*H750  |
| Cb-OBc0412-S-** | W400*D400*H1180 |
| Cb-OBc0416-S-** | W400*D400*H1600 |



| Code           | Size (mm)       |
|----------------|-----------------|
| Cb-SCP-1206-** | W1200*D500*H660 |



| Code           | Size (mm)       |
|----------------|-----------------|
| Cb-SCW-1206-** | W1200*D500*H660 |



| Code         | Size (mm)      |
|--------------|----------------|
| PD-W-FF-2-** | W410*D570*H660 |



| Code           | Size (mm)       |
|----------------|-----------------|
| Cb-Fd0607-S-** | W600*D400*H750  |
| Cb-Fd0707-S-** | W750*D400*H750  |
| Cb-Fd0807-S-** | W800*D400*H750  |
| Cb-Fd0907-S-** | W900*D400*H750  |
| Cb-Fd0612-S-** | W600*D400*H1180 |
| Cb-Fd0712-S-** | W750*D400*H1180 |
| Cb-Fd0812-S-** | W800*D400*H1180 |
| Cb-Fd0912-S-** | W900*D400*H1180 |
| Cb-Fd0616-S-** | W600*D400*H1600 |
| Cb-Fd0716-S-** | W750*D400*H1600 |
| Cb-Fd0816-S-** | W800*D400*H1600 |
| Cb-Fd0916-S-** | W900*D400*H1600 |



| Code           | Size (mm)       |
|----------------|-----------------|
| Cb-SCG-1206-** | W1200*D500*H660 |



| Code          | Size (mm)      |
|---------------|----------------|
| PD-W-BBF-2-** | W410*D570*H640 |



| Code           | Size (mm)       |
|----------------|-----------------|
| Cb-Sd0707-S-** | W750*D400*H750  |
| Cb-Sd0807-S-** | W800*D400*H750  |
| Cb-Sd0907-S-** | W900*D400*H750  |
| Cb-Sd0712-S-** | W750*D400*H1180 |
| Cb-Sd0812-S-** | W800*D400*H1180 |
| Cb-Sd0912-S-** | W900*D400*H1180 |



| Code       | Size (mm)       |
|------------|-----------------|
| HC-BS06-** | W600*D350*H420  |
| HC-BS07-** | W750*D350*H420  |
| HC-BS08-** | W800*D350*H420  |
| HC-BS09-** | W900*D350*H420  |
| HC-BS10-** | W1050*D350*H420 |



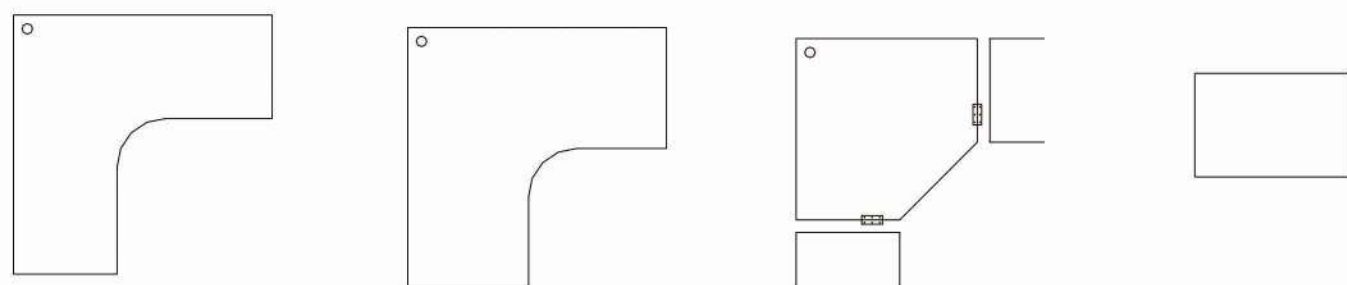
| Code           | Size (mm)       |
|----------------|-----------------|
| Cb-Fg0607-S-** | W600*D400*H750  |
| Cb-Fg0707-S-** | W750*D400*H750  |
| Cb-Fg0807-S-** | W800*D400*H750  |
| Cb-Fg0907-S-** | W900*D400*H750  |
| Cb-Fg0612-S-** | W600*D400*H1180 |
| Cb-Fg0712-S-** | W750*D400*H1180 |
| Cb-Fg0812-S-** | W800*D400*H1180 |
| Cb-Fg0912-S-** | W900*D400*H1180 |
| Cb-Fg0616-S-** | W600*D400*H1600 |
| Cb-Fg0716-S-** | W750*D400*H1600 |
| Cb-Fg0816-S-** | W800*D400*H1600 |
| Cb-Fg0916-S-** | W900*D400*H1600 |
| Cb-Fg0621-S-** | W600*D400*H2100 |
| Cb-Fg0721-S-** | W750*D400*H2100 |
| Cb-Fg0821-S-** | W800*D400*H2100 |
| Cb-Fg0921-S-** | W900*D400*H2100 |



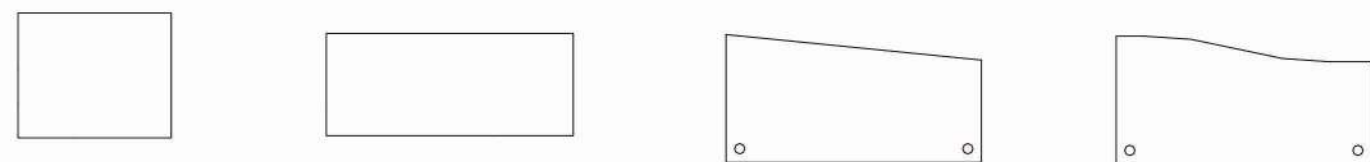
| Code           | Size (mm)       |
|----------------|-----------------|
| Cb-Gc0716-S-** | W750*D400*H1600 |
| Cb-Gc0816-S-** | W800*D400*H1600 |
| Cb-Gc0916-S-** | W900*D400*H1600 |

T8  
WORKSTATION

工作台面汇总 Worktops



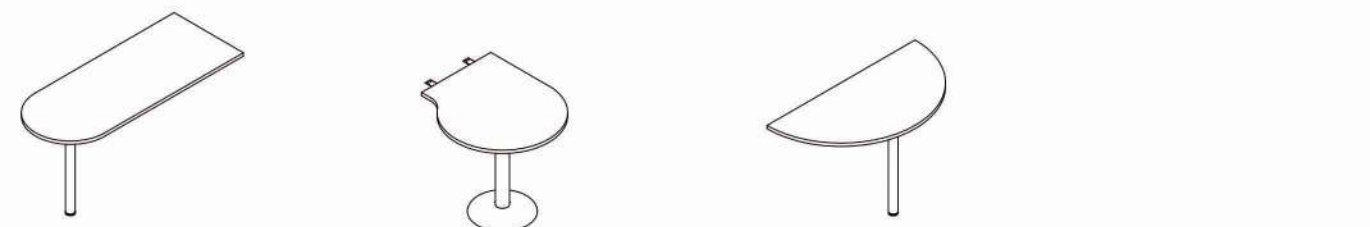
| 编码 (code)  | 规格 (size)         | 编码 (code)  | 规格 (size)         | 编码 (code)  | 规格 (size) | 编码 (code)  | 规格 (size) |
|------------|-------------------|------------|-------------------|------------|-----------|------------|-----------|
| Tb-Lt-1206 | 1200*1200*600*600 | Tb-Lt-1207 | 1200*1200*750*750 | Tb-Ft-0906 | 900*600   | Tb-St-0406 | 450*600   |
| Tb-Lt-1506 | 1500*1500*600*600 | Tb-Lt-1507 | 1500*1500*750*750 | Tb-Ft-1006 | 1050*600  | Tb-St-0506 | 500*600   |
| Tb-Lt-1606 | 1600*1600*600*600 | Tb-Lt-1607 | 1600*1600*750*750 | Tb-Ft-0907 | 900*750   | Tb-St-0606 | 600*600   |
| Tb-Lt-1806 | 1800*1800*600*600 | Tb-Lt-1807 | 1800*1800*750*750 | Tb-Ft-1007 | 1050*750  | Tb-St-0706 | 750*600   |
|            |                   |            |                   |            |           | Tb-St-0806 | 800*600   |
|            |                   |            |                   |            |           | Tb-St-0906 | 900*600   |
|            |                   |            |                   |            |           | Tb-St-1006 | 1050*600  |



| 编码 (code)  | 规格 (size) | 编码 (code)  | 规格 (size) | 编码 (code)     | 规格 (size)    | 编码 (code)     | 规格 (size)    |
|------------|-----------|------------|-----------|---------------|--------------|---------------|--------------|
| Tb-St-0407 | 450*750   | Tb-St-1206 | 1200*600  | Tb-Cst-120608 | 1200*800*600 | Tb-Crt-120608 | 1200*800*600 |
| Tb-St-0507 | 500*750   | Tb-St-1506 | 1500*600  | Tb-Cst-150608 | 1500*800*600 | Tb-Crt-150608 | 1500*800*600 |
| Tb-St-0607 | 600*750   | Tb-St-1806 | 1800*600  | Tb-Cst-180608 | 1800*800*600 | Tb-Crt-180608 | 1800*800*600 |
| Tb-St-0707 | 750*750   | Tb-St-1207 | 1200*750  |               |              |               |              |
| Tb-St-0807 | 800*750   | Tb-St-1507 | 1500*750  |               |              |               |              |
| Tb-St-0907 | 900*750   | Tb-St-1807 | 1800*750  |               |              |               |              |
| Tb-St-1007 | 1050*750  |            |           |               |              |               |              |



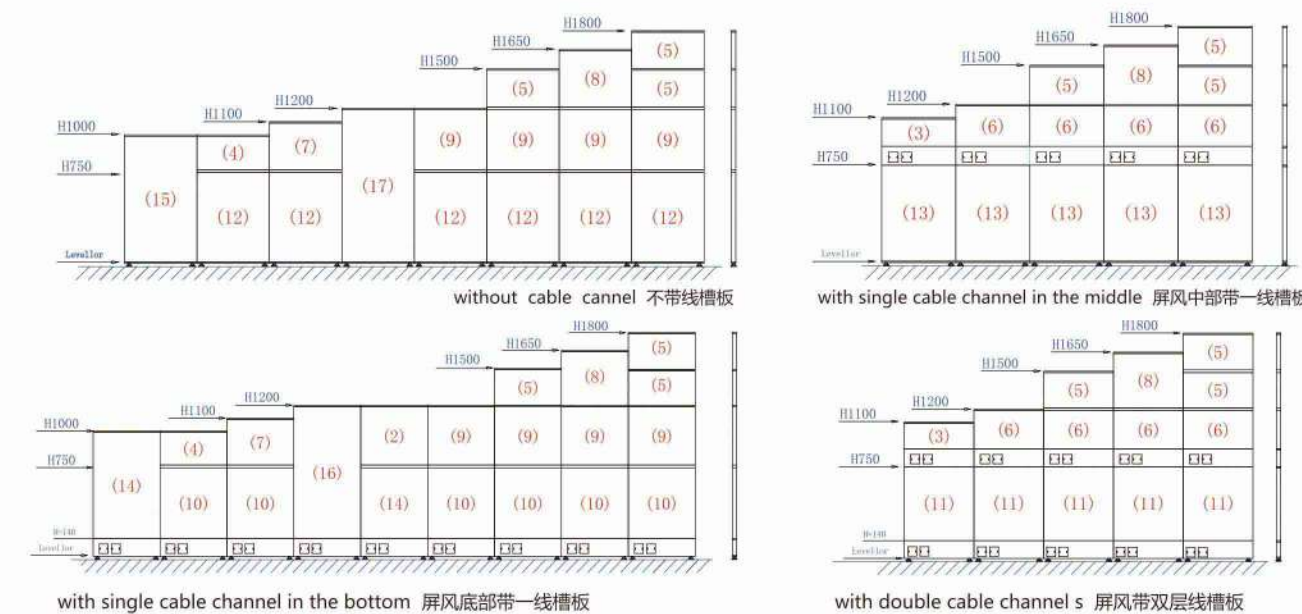
| 编码 (code)  | 规格 (size)         | 编码 (code)  | 规格 (size) | 编码 (code)   | 规格 (size) |
|------------|-------------------|------------|-----------|-------------|-----------|
| Tb-Vt-0906 | 900*900*600*600   | Tb-Ct-1203 | 1200*350  | Tb-Ctl-0903 | 900*350   |
| Tb-Vt-1006 | 1050*1050*600*600 | Tb-Ct-1503 | 1500*350  | Tb-Ctl-1003 | 1000*350  |
| Tb-Vt-1206 | 1200*1200*600*600 | Tb-Ct-1803 | 1800*350  | Tb-Ctl-1203 | 1200*350  |



| 编码 (code)  | 规格 (size) | 编码 (code)  | 规格 (size) | 编码 (code)   | 规格 (size) |
|------------|-----------|------------|-----------|-------------|-----------|
| Tb-Ex-1504 | 1500*450  | Tb-Pt-0906 | 900*600   | Tb-1/2Rt-06 | R600+     |
| Tb-Ex-1604 | 1600*450  | Tb-Pt-0907 | 900*750   | Tb-1/2Rt-07 | R750+     |
| Tb-Ex-1804 | 1800*450  |            |           |             |           |
| Tb-Ex-1506 | 1500*600  |            |           |             |           |
| Tb-Ex-1606 | 1600*600  |            |           |             |           |
| Tb-Ex-1806 | 1800*600  |            |           |             |           |

T8元素表 T8 elements

T8 分层系统 T8 Tiles instruction



Height 高度: H1000mm, H1100mm, H1200mm, H1500mm, H1650mm, H1800mm  
 Width 宽度: W450mm, W500mm, W600mm, W750mm, W800mm, W900mm, W1050mm, W1200mm, W1500mm

连接及修边 Connections & Trimmings

| L型连接 A<br>2 ways connection A | L型连接 A<br>3 ways connection A | 十字连接 A<br>4 ways connection A | 落差连接<br>End trim for<br>variable height | 侧封边<br>End trim | 120度3向连接<br>120 3 ways connection A | 120度2向连接<br>120 2 ways connection A |
|-------------------------------|-------------------------------|-------------------------------|---|-----------------|-------------------------------------|-------------------------------------|
| T8-LCA10 H1000                | T8-TCA10 H1000                | T8-XCA10 H1000                | T8-VH01 H1000                           | T8-ET10 H1000   | T8-120D3A10 H1000                   | T8-120D2A10 H1000                   |
| T8-LCA11 H1100                | T8-TCA11 H1100                | T8-XCA11 H1100                | T8-VH015 H150                           | T8-ET11 H1100   | T8-120D3A11 H1100                   | T8-120D2A11 H1100                   |
| T8-LCA12 H1200                | T8-TCA12 H1200                | T8-XCA12 H1200                | T8-VH03 H300                            | T8-ET12 H1200   | T8-120D3A12 H1200                   | T8-120D2A12 H1200                   |
| T8-LCA15 H1500                | T8-TCA15 H1500                | T8-XCA15 H1500                | T8-VH04 H450                            | T8-ET15 H1500   | T8-120D3A15 H1500                   | T8-120D2A15 H1500                   |
| T8-LCA16 H1650                | T8-TCA16 H1650                | T8-XCA16 H1650                | T8-VH06 H600                            | T8-ET16 H1650   | T8-120D3A16 H1650                   | T8-120D2A16 H1650                   |
| T8-LCA18 H1800                | T8-TCA18 H1800                | T8-XCA18 H1800                |   | T8-ET18 H1800   | T8-120D3A18 H1800                   | T8-120D2A18 H1800                   |

支撑系统 Supportives



专用配件 Matching accessories

| A | B | A         | B              |
|---|---|-----------|----------------|
|   |   | 编码 (code) | 规格 (size)      |
|   |   | T8-GA06   | H150/200-W600  |
|   |   | T8-GA08   | H150/200-W800  |
|   |   | T8-GA10   | H150/200-W1050 |
|   |   | 编码 (code) | 规格 (size)      |
|   |   | T8-ACR06  | W600           |
|   |   | T8-ACR07  | W750           |
|   |   | T8-ACR08  | W800           |
|   |   | T8-ACR09  | W900           |
|   |   | T8-ACR10  | W1050          |
|   |   | T8-ACR12  | W1200          |





**Metal&Wood**

[mwworkstation.com](http://mwworkstation.com)